

# Scale Replica Documentation

# MED-TRANS

EC-135 N461MT

*Florida*



**Version 1.0**

Author: Carey Shurley

Last Revised: 02/2021

## N461MT Scale Replica Document

For More Information contact:



PO Box 29

Sorrento, FL 32776

United States

Phone 321-377-7676

Email: [carey.shurley@gmail.com](mailto:carey.shurley@gmail.com)

## Table of Contents

<b>I. INTRODUCTION.....</b>	<b>4</b>
PROTOTYPE DETAILS.....	4
REPLICA DETAILS.....	4
<b>II. PROTOTYPE 3 VIEW .....</b>	<b>5</b>
<b>III. REPLICA 3 VIEW .....</b>	<b>6</b>
<b>IV. PROTOTYPE/REPLICA COMPARISON.....</b>	<b>7</b>
4.A) PROFILE.....	7
4.B) TAIL BOOM DETAILS.....	12
4.C) LANDING GEAR DETAILS .....	24
4.D) FUSELAGE DETAILS.....	28
4.E) TAIL ROTOR DETAILS.....	56
4.F) COCKPIT DETAILS .....	59
4.G) ROTOR BLADES DETAILS.....	62
4.H) OVERVIEW .....	63
<b>V. PHOTO INDEX.....</b>	<b>69</b>

# I. Introduction

This document details the reproduction of helicopter EC135 N461MT as it existed in August of 2013

## *Prototype Details*

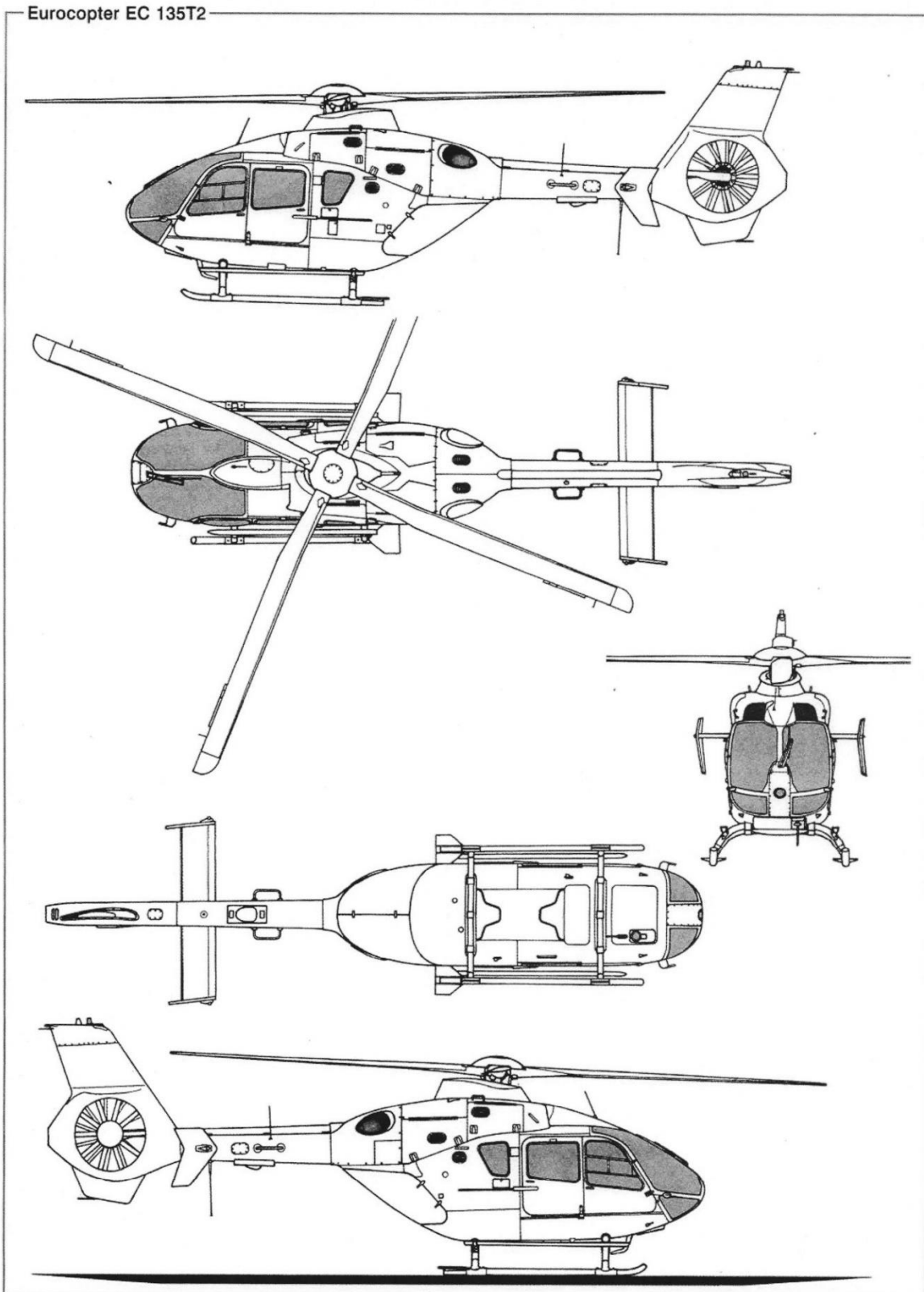
<b>Manufacturer</b>	Eurocopter Deutschland GMBH
<b>Model</b>	135-P2+
<b>Serial</b>	1008
<b>Date Of Manufacture</b>	2011
<b>Engines</b>	Pratt & Whitney 206B2
<hr/>	
<b>Operator</b>	Med-Trans Inc
<b>FAA Cert</b>	M3XA227H
<b>FAA Registration</b>	N461MT
<b>Mode-S Code</b>	A59E77
<b>Station</b>	Jupiter, Florida
<hr/>	
<b>Colors – Dupont Imron 6000</b>	
<b>Black</b>	P2333/Gloss Black
<b>Orange</b>	P2344/Omaha
<b>White</b>	P6293 Snow White
<b>Blue</b>	P2330 Colonial Blue
<b>Gray</b>	P1174 Nordic Gray

## *Replica Details*


<b>Fuselage Manufacturer</b>	Vario
<b>Model</b>	EC135 – 1/6 scale
<b>Mechanics</b>	JetCat PHT-3
<b>Exhaust</b>	TamJets
<b>Fenestron</b>	Vario
<b>Rotor Head</b>	SK Rotorkopf
<b>Rotor Blades</b>	Spin 800mm Asymmetrical
<b>Electronics</b>	Futaba
<b>Scale Components</b>	Vario/Fine Scale
<b>Lighting</b>	RCLights
<b>Graphics</b>	Callie Graphics
<hr/>	
<b>Colors – Rustoleum</b>	
<b>Black</b>	249122 Black
<b>Orange</b>	249095 Real Orange
<b>White</b>	249090 White
<b>Blue</b>	249114 Deep Blue
<b>Gray</b>	249855 Stone Gray

## II. Prototype 3 View

This is a generic 3 View of an EC135. Some of the optional features do not match the exact configuration of the prototype.



### III. Replica 3 View



## IV. Prototype/Replica Comparison

### 4.A) Profile

These photos compare the helicopter profiles



Photo IV-1 N461MT Right Profile



Photo IV-2 Replica Right Profile

N461MT Scale Replica Document



Photo IV-3 N461MT Right Fuselage Profile



Photo IV-4 Replica Right Fuselage Profile



N461MT Scale Replica Document



Photo IV-5 Replica Front Fuselage Profile



Photo IV-6 Replica Front Fuselage Profile

N461MT Scale Replica Document



Photo IV-7 N461MT Left Fuselage Profile



Photo IV-8 Replica Left Fuselage Profile

N461MT Scale Replica Document



Photo IV-9 N461MT Rear Tail Boom Profile



Photo IV-10 Replica Rear Tail Boom Profile

## 4.B) Tail Boom Details



Photo IV-11 N461MT Full Tail Boom Detail



Photo IV-12 Replica Full Tail Boom Detail

N461MT Scale Replica Document



Photo IV-13 N461MT Fenestron Detail



Photo IV-14 Replica Fenestron Detail

N461MT Scale Replica Document



Photo IV-15 N461MT Vertical Stab Detail



Photo IV-16 Replica Vertical Stab Detail



Photo IV-17 N461MT Bottom Fin Detail



Photo IV-18 Replica Bottom Fin Detail

N461MT Scale Replica Document



Photo IV-19 N461MT Rear Boom Detail



Photo IV-20 Replica Rear Boom Detail





Photo IV-21 N461MT Boom Rear Antenna Detail



Photo IV-22 Replica Boom Rear Antenna Detail



Photo IV-23 N461MT Right Horizontal Fin Detail



Photo IV-24 Replica Right Horizontal Fin Detail

N461MT Scale Replica Document



Photo IV-25 N461MT Right Devore Light Detail



Photo IV-26 Replica Right Devore Light Detail

N461MT Scale Replica Document



Photo IV-27 N461MT Left Devore Light Detail



Photo IV-28 Replica Left Devore Light Detail



Photo IV-29 N461MT Right Mid Boom Detail



Photo IV-30 Replica Right Mid Boom-Detail



Photo IV-31 N461MT Boom Interface Detail



Photo IV-32 Replica Boom Interface Detail



Photo IV-33 N461MT Rear Air Ducts Detail



Photo IV-34 Replica Rear Air Ducts Detail

### 4.C) Landing Gear Details



Photo IV-35 N461MT Right Rear Skid Detail




Photo IV-36 Replica Right Rear Skid Detail





Photo IV-37 N461MT Right Front Skid Detail



Photo IV-38 Replica Front Rear Skid Detail

N461MT Scale Replica Document



Photo IV-39 N461MT Right Front Strut Detail



Photo IV-40 Replica Right Front Strut Detail



Photo IV-41 N461MT Right Skid Deflector Detail



Photo IV-42 Replica Right Skid Deflector Detail

#### 4.D) Fuselage Details



Photo IV-43 N461MT Rear Fuselage Detail



Photo IV-44 Replica Rear Fuselage Detail

N461MT Scale Replica Document



Photo IV-45 N461MT Right Rear Chassis Detail



Photo IV-46 Replica Right Rear Chassis Detail

N461MT Scale Replica Document



Photo IV-47 N461MT Right Lower Chassis Detail



Photo IV-48 Replica Right Lower Chassis Detail

N461MT Scale Replica Document



Photo IV-49 N461MT Rear Bottom Detail



Photo IV-50 Replica Rear Bottom Detail

N461MT Scale Replica Document



Photo IV-51 N461MT Right Upper Mid Fuselage Detail



Photo IV-52 Replica Right Upper Mid Fuselage Detail





Photo IV-53 N461MT Right Mid Fuselage Detail



Photo IV-54 Replica Right Mid Fuselage Detail

# N461MT Scale Replica Document



Photo IV-55 N461MT Serial Number Plate Detail




Photo IV-56 Replica Serial Number Plate Detail

N461MT Scale Replica Document



Photo IV-57 N461MT Right Upper Fuselage Detail



Photo IV-58 Replica Right Upper Fuselage Detail

N461MT Scale Replica Document



Photo IV-59 N461MT Right Emergency Exit Detail



Photo IV-60 Replica Right Emergency Exit Detail



Photo IV-61 N461MT Right Lower Pitot Detail



Photo IV-62 Replica Right Lower Pitot Detail

**N461MT Scale Replica Document**



**Photo IV-63 N461MT Operational Landing Light Detail**



**Photo IV-64 Replica Operational Landing Light Detail**

N461MT Scale Replica Document



Photo IV-65 N461MT Front Lower Chassis Detail



Photo IV-66 Replica Front Lower Chassis Detail

N461MT Scale Replica Document



Photo IV-67 N461MT Windshield Detail



Photo IV-68 Replica Windshield Detail





Photo IV-69 N461MT Front Upper Fuselage Detail



Photo IV-70 Replica Front Upper Fuselage Detail

N461MT Scale Replica Document



Photo IV-71 N461MT Right Front Pitot Detail



Photo IV-72 Replica Right Front Pitot Detail



Photo IV-73 N461MT Permit Detail



Photo IV-74 Replica Permit Detail

N461MT Scale Replica Document



Photo IV-75 N461MT Upper Wire Cutter Detail



Photo IV-76 Replica Upper Wire Cutter Detail



Photo IV-77 N461MT Left Lower Pitot Detail



Photo IV-78 Replica Left Lower Pitot Detail

N461MT Scale Replica Document



Photo IV-79 N461MT Lower Front Detail



Photo IV-80 Replica Lower Front Detail



Photo IV-81 N461MT Left Antenna Detail



Photo IV-82 Replica Left Antenna Detail

N461MT Scale Replica Document



Photo IV-83 N461MT Left Emergency Exit Detail



Photo IV-84 Replica Left Emergency Exit Detail



N461MT Scale Replica Document



Photo IV-85 N461MT Left Upper Mid Chassis Detail



Photo IV-86 Replica Left Upper Mid Chassis Detail

# N461MT Scale Replica Document



Photo IV-87 N461MT Fuel Detail



Photo IV-88 Replica Fuel Detail



Photo IV-89 N461MT Left Oxygen Tank Detail



Photo IV-90 Replica Left Oxygen Tank Detail

N461MT Scale Replica Document




Photo IV-91 N461MT Cooling Fans Detail




Photo IV-92 Replica Cooling Fans Detail



Photo IV-93 N461MT Ground Bar Detail



Photo IV-94 Replica Ground Bar Detail

N461MT Scale Replica Document



Photo IV-95 N461MT Bottom Front Covers Detail



Photo IV-96 Replica Bottom Front Covers Detail



Photo IV-97 N461MT Lower Logo Detail



Photo IV-98 Replica Lower Logo Detail

### 4.E) Tail Rotor Details



Photo IV-99 N461MT Left Vertical Fin Detail



Photo IV-100 Replica Left Vertical Fin Detail





Photo IV-101 N461MT Left Fenestron Detail



Photo IV-102 Replica Left Fenestron Detail

N461MT Scale Replica Document



Photo IV-103 N461MT Left Rear Detail



Photo IV-104 Replica Left Rear Detail

#### 4.F) Cockpit Details



Photo IV-105 N461MT Pilot Seat Detail



Photo IV-106 Replica Pilot Seat Detail

N461MT Scale Replica Document



Photo IV-107 N461MT Left Seat Detail



Photo IV-108 Replica Left Seat Detail

# N461MT Scale Replica Document



Photo IV-109 N461MT Checklist Detail



Photo IV-110 Replica Checklist Detail

### 4.G) Rotor Blades Details



Photo IV-111 N461MT Blades Detail




Photo IV-112 Replica Blades Detail

## 4.H) Overview



Photo IV-113 Replica Front

N461MT Scale Replica Document



Photo IV-114 Replica Top View







Photo IV-115 Replica Right Front View



Photo IV-116 Replica Left Front View



Photo IV-117 Replica Rotor Head View

## V. Photo Index

<i>Photo IV-1 N461MT Right Profile</i>	7
<i>Photo IV-2 Replica Right Profile</i>	7
<i>Photo IV-3 N461MT Right Fuselage Profile</i>	8
<i>Photo IV-4 Replica Right Fuselage Profile</i>	8
<i>Photo IV-5 Replica Front Fuselage Profile</i>	9
<i>Photo IV-6 Replica Front Fuselage Profile</i>	9
<i>Photo IV-7 N461MT Left Fuselage Profile</i>	10
<i>Photo IV-8 Replica Left Fuselage Profile</i>	10
<i>Photo IV-9 N461MT Rear Tail Boom Profile</i>	11
<i>Photo IV-10 Replica Rear Tail Boom Profile</i>	11
<i>Photo IV-11 N461MT Full Tail Boom Detail</i>	12
<i>Photo IV-12 Replica Full Tail Boom Detail</i>	12
<i>Photo IV-13 N461MT Fenestron Detail</i>	13
<i>Photo IV-14 Replica Fenestron Detail</i>	13
<i>Photo IV-15 N461MT Vertical Stab Detail</i>	14
<i>Photo IV-16 Replica Vertical Stab Detail</i>	14
<i>Photo IV-17 N461MT Bottom Fin Detail</i>	15
<i>Photo IV-18 Replica Bottom Fin Detail</i>	15
<i>Photo IV-19 N461MT Rear Boom Detail</i>	16
<i>Photo IV-20 Replica Rear Boom Detail</i>	16
<i>Photo IV-21 N461MT Boom Rear Antenna Detail</i>	17
<i>Photo IV-22 Replica Boom Rear Antenna Detail</i>	17
<i>Photo IV-23 N461MT Right Horizontal Fin Detail</i>	18
<i>Photo IV-24 Replica Right Horizontal Fin Detail</i>	18
<i>Photo IV-25 N461MT Right Devore Light Detail</i>	19
<i>Photo IV-26 Replica Right Devore Light Detail</i>	19
<i>Photo IV-27 N461MT Left Devore Light Detail</i>	20
<i>Photo IV-28 Replica Left Devore Light Detail</i>	20
<i>Photo IV-29 N461MT Right Mid Boom Detail</i>	21
<i>Photo IV-30 Replica Right Mid Boom-Detail</i>	21
<i>Photo IV-31 N461MT Boom Interface Detail</i>	22
<i>Photo IV-32 Replica Boom Interface Detail</i>	22
<i>Photo IV-33 N461MT Rear Air Ducts Detail</i>	23
<i>Photo IV-34 Replica Rear Air Ducts Detail</i>	23
<i>Photo IV-35 N461MT Right Rear Skid Detail</i>	24
<i>Photo IV-36 Replica Right Rear Skid Detail</i>	24
<i>Photo IV-37 N461MT Right Front Skid Detail</i>	25
<i>Photo IV-38 Replica Front Rear Skid Detail</i>	25
<i>Photo IV-39 N461MT Right Front Strut Detail</i>	26
<i>Photo IV-40 Replica Right Front Strut Detail</i>	26
<i>Photo IV-41 N461MT Right Skid Deflector Detail</i>	27
<i>Photo IV-42 Replica Right Skid Deflector Detail</i>	27
<i>Photo IV-43 N461MT Rear Fuselage Detail</i>	28
<i>Photo IV-44 Replica Rear Fuselage Detail</i>	28
<i>Photo IV-45 N461MT Right Rear Chassis Detail</i>	29
<i>Photo IV-46 Replica Right Rear Chassis Detail</i>	29
<i>Photo IV-47 N461MT Right Lower Chassis Detail</i>	30
<i>Photo IV-48 Replica Right Lower Chassis Detail</i>	30
<i>Photo IV-49 N461MT Rear Bottom Detail</i>	31
<i>Photo IV-50 Replica Rear Bottom Detail</i>	31
<i>Photo IV-51 N461MT Right Upper Mid Fuselage Detail</i>	32

## N461MT Scale Replica Document

<i>Photo IV-52 Replica Right Upper Mid Fuselage Detail</i>	32
<i>Photo IV-53 N461MT Right Mid Fuselage Detail</i>	33
<i>Photo IV-54 Replica Right Mid Fuselage Detail</i>	33
<i>Photo IV-55 N461MT Serial Number Plate Detail</i>	34
<i>Photo IV-56 Replica Serial Number Plate Detail</i>	34
<i>Photo IV-57 N461MT Right Upper Fuselage Detail</i>	35
<i>Photo IV-58 Replica Right Upper Fuselage Detail</i>	35
<i>Photo IV-59 N461MT Right Emergency Exit Detail</i>	36
<i>Photo IV-60 Replica Right Emergency Exit Detail</i>	36
<i>Photo IV-61 N461MT Right Lower Pitot Detail</i>	37
<i>Photo IV-62 Replica Right Lower Pitot Detail</i>	37
<i>Photo IV-63 N461MT Operational Landing Light Detail</i>	38
<i>Photo IV-64 Replica Operational Landing Light Detail</i>	38
<i>Photo IV-65 N461MT Front Lower Chassis Detail</i>	39
<i>Photo IV-66 Replica Front Lower Chassis Detail</i>	39
<i>Photo IV-67 N461MT Windshield Detail</i>	40
<i>Photo IV-68 Replica Windshield Detail</i>	40
<i>Photo IV-69 N461MT Front Upper Fuselage Detail</i>	41
<i>Photo IV-70 Replica Front Upper Fuselage Detail</i>	41
<i>Photo IV-71 N461MT Right Front Pitot Detail</i>	42
<i>Photo IV-72 Replica Right Front Pitot Detail</i>	42
<i>Photo IV-73 N461MT Permit Detail</i>	43
<i>Photo IV-74 Replica Permit Detail</i>	43
<i>Photo IV-75 N461MT Upper Wire Cutter Detail</i>	44
<i>Photo IV-76 Replica Upper Wire Cutter Detail</i>	44
<i>Photo IV-77 N461MT Left Lower Pitot Detail</i>	45
<i>Photo IV-78 Replica Left Lower Pitot Detail</i>	45
<i>Photo IV-79 N461MT Lower Front Detail</i>	46
<i>Photo IV-80 Replica Lower Front Detail</i>	46
<i>Photo IV-81 N461MT Left Antenna Detail</i>	47
<i>Photo IV-82 Replica Left Antenna Detail</i>	47
<i>Photo IV-83 N461MT Left Emergency Exit Detail</i>	48
<i>Photo IV-84 Replica Left Emergency Exit Detail</i>	48
<i>Photo IV-85 N461MT Left Upper Mid Chassis Detail</i>	49
<i>Photo IV-86 Replica Left Upper Mid Chassis Detail</i>	49
<i>Photo IV-87 N461MT Fuel Detail</i>	50
<i>Photo IV-88 Replica Fuel Detail</i>	50
<i>Photo IV-89 N461MT Left Oxygen Tank Detail</i>	51
<i>Photo IV-90 Replica Left Oxygen Tank Detail</i>	51
<i>Photo IV-91 N461MT Cooling Fans Detail</i>	52
<i>Photo IV-92 Replica Cooling Fans Detail</i>	52
<i>Photo IV-93 N461MT Ground Bar Detail</i>	53
<i>Photo IV-94 Replica Ground Bar Detail</i>	53
<i>Photo IV-95 N461MT Bottom Front Covers Detail</i>	54
<i>Photo IV-96 Replica Bottom Front Covers Detail</i>	54
<i>Photo IV-97 N461MT Lower Logo Detail</i>	55
<i>Photo IV-98 Replica Lower Logo Detail</i>	55
<i>Photo IV-99 N461MT Left Vertical Fin Detail</i>	56
<i>Photo IV-100 Replica Left Vertical Fin Detail</i>	56
<i>Photo IV-101 N461MT Left Fenestron Detail</i>	57
<i>Photo IV-102 Replica Left Fenestron Detail</i>	57
<i>Photo IV-103 N461MT Left Rear Detail</i>	58
<i>Photo IV-104 Replica Left Rear Detail</i>	58
<i>Photo IV-105 N461MT Pilot Seat Detail</i>	59

## N461MT Scale Replica Document

<i>Photo IV-106 Replica Pilot Seat Detail</i>	59
<i>Photo IV-107 N461MT Left Seat Detail</i>	60
<i>Photo IV-108 Replica Left Seat Detail</i>	60
<i>Photo IV-109 N461MT Checklist Detail</i>	61
<i>Photo IV-110 Replica Checklist Detail</i>	61
<i>Photo IV-111 N461MT Blades Detail</i>	62
<i>Photo IV-112 Replica Blades Detail</i>	62
<i>Photo IV-113 Replica Front</i>	63
<i>Photo IV-114 Replica Top View</i>	64
<i>Photo IV-115 Replica Right Front View</i>	66
<i>Photo IV-116 Replica Left Front View</i>	67
<i>Photo IV-117 Replica Rotor Head View</i>	68



# MED-TRANS

N461MT Scale Replica

*Florida*